


CREATING AN ACCOUNT IN 10 EASY STEPS.


In order to be able to participate in our courses, it is **mandatory to purchase a “Premium License”** on our platform Campus Difusión. In order to do so, students will have to **create a free Student account first**. Please follow the instructions below.

Create a Free Student Account (steps 1 through 4).

1. Go to <http://campus.difusion.com/>. Choose **English** on the top right menu and then **Student** (if not selected by default).



Optional: Click on **More info** to learn more about what you can get on this learning platform.



2. Click on **Create a free Student Account**:

The screenshot shows the top navigation bar of the campusdifusión website. It includes the logo, a search bar with 'Email' and 'Password' fields, a 'LOG IN' button, and a language dropdown set to 'English'. Below the navigation bar, there are menu items: 'STUDENT' (with a school icon), 'Recursos didáticos', 'Libros digitales', and 'Gestión de clases'. A 'Not a student?' link with a document icon and a building icon is also present. The main content area features a video player on the left and a text block on the right. The text block contains the following information:

Do you want to learn Spanish? We give you **all you need** to achieve your goal. Here you will be able to:

- watch more than 150 videos with exercises and, if you want, with subtitles
- practice your Spanish with more than 1400 interactive exercises
- improve your grammar and vocabulary skills
- access all our books in their digital version

Don't wait any longer: **create your account** and improve your Spanish with our resources!

CREATE FREE STUDENT ACCOUNT

3. In the **Account Type Menu**, select **Student**. Fill in the other spaces with your information. Then click on **Create a New Account** (green button on the bottom of the page):

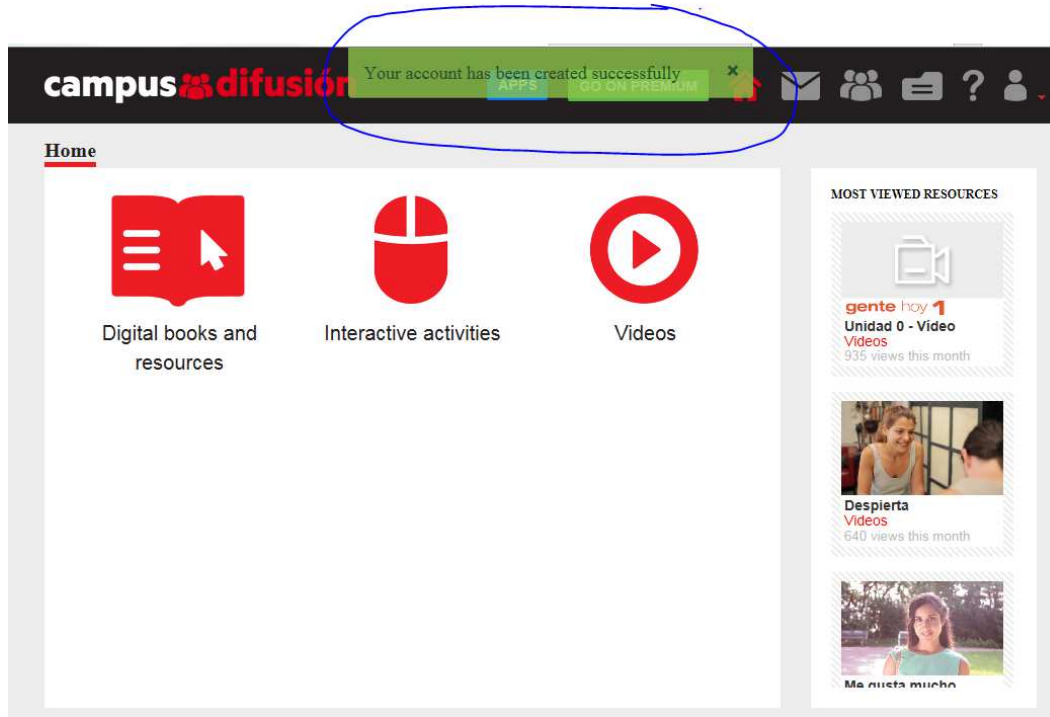
The screenshot shows the 'Create a new account' form on the campusdifusión website. The form includes the following fields and options:

- Create a new account** (with a school icon)
- Account type dropdown: **Student**
- First name
- Last name
- Country dropdown: **United Kingdom**
- Interface language dropdown
- Email
- Password
- Password confirmation

A green box highlights the password requirements: **Password should contain 8 characters minimum, lower and upper case, and at least one number.**

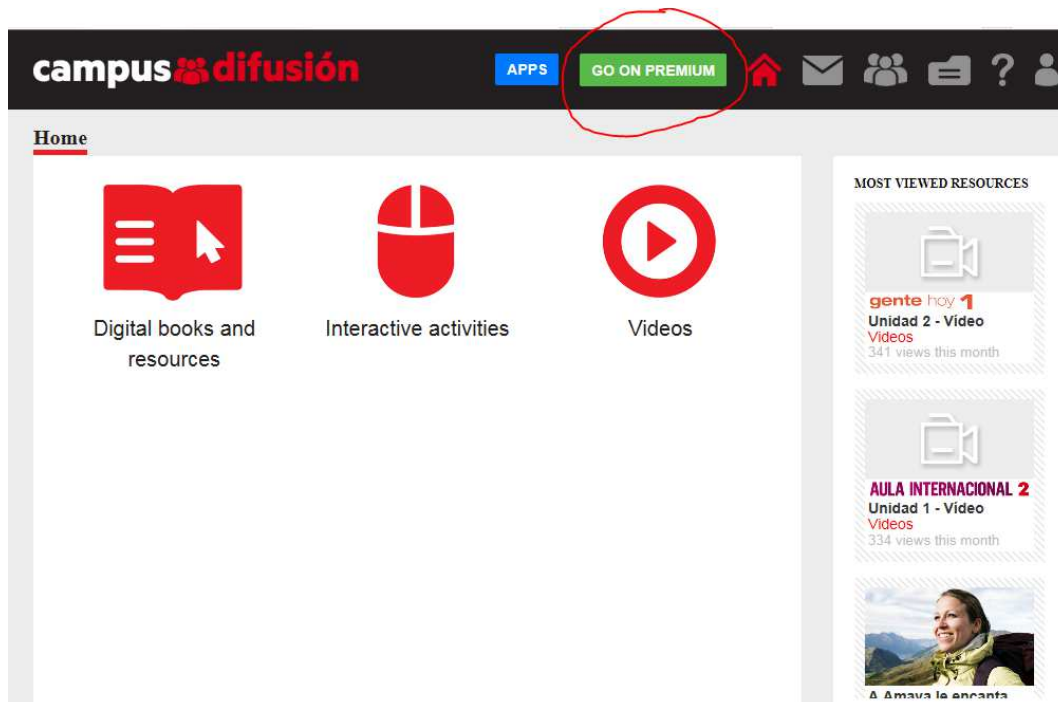
CREATE A NEW ACCOUNT

4. Now your free account has been created:



Purchase a Premium License (steps 5 through 10).

5. Click on **Go on Premium** button on the top of the page:



6. Choose your method of payment and your currency (either Euros or US Dollars) and :

campusdifusión APPS Home Mail Users Menu ? Profile

Home > Go Premium

If you have tried the platform with a free account and you like it, go Premium and start enjoying from now on:

- All our digital books and interactive workbooks, with no restriction.
- All available resources now and in the future.
- Every material we publish for the Teacher, from its publication.
- Unlimited learning management tools.

Choose how you wish to pay:

Credit card Alternative methods

[CONVERT TO MY CURRENCY](#)

If you have obtained an access code from your school or your local distributor, please enter it below:

PREMIUM CODE

Do you have an access code?

Paste code here **OK**

7. Choose either yearly or monthly subscription:

campusdifusión APPS Home Mail Users Menu ? Profile

Home > Go Premium

If you have tried the platform with a free account and you like it, go Premium and start enjoying from now on:

- All our digital books and interactive workbooks, with no restriction.
- All available resources now and in the future.
- Every material we publish for the Teacher, from its publication.
- Unlimited learning management tools.

Choose how you wish to pay:

Credit card Alternative methods

To enjoy these advantages, you can pay your subscription yearly or monthly:

Yearly subscription 19 € / year Monthly subscription 2.99 / month

[HIDE CURRENCY CONVERTER](#)

xe Personal Currency Assistant Using live mid-market rates

Convert: From this currency: To this currency:

1 Euro - EUR United States Dollars - USD **Go!**

8. Follow the payment instructions (in this example we can see a credit card payment). Then click on **Pay**:


The screenshot shows the BBVA Virtual POS terminal interface. On the left, the 'Purchase data' section displays: Amount: 19,00 Euros; Merchant: DIFUSION CENTRO INVESTIGA (ES...); Order reference num...; Date: 13/09/2017; Time: 21:11. On the right, the 'Payment by Credit Card' section is highlighted with a yellow circle. It includes fields for Card Number, Expiry Date (Month and Year), and Security Code, with a blue 'Pay' button highlighted in yellow below. The top right corner shows logos for MasterCard, Visa, and Visa Electron. The bottom left corner features the ServiRed logo.

9. You now have successfully created your Premium Account! If you wish, you can print out the receipt for your records.

The screenshot shows the BBVA Virtual POS terminal interface after a successful payment. The 'Purchase data' section on the left now includes 'Terminal: 2' and 'Order reference num...'. Below this section are 'Print' and 'Continue' buttons. The 'PAYMENT RESULTS' section on the right is highlighted with a yellow circle and shows: Card Number: ... 5967; Date: 13/09/2017; Time: 21:18; Merchant Url: http://www.campus.difusion.com. At the bottom of this section, a green checkmark icon is next to the text 'AUTHORIZED OPERATION WITH CODE:'. The top right corner shows logos for MasterCard, Visa, and Visa Electron. The bottom left corner features the ServiRed logo.

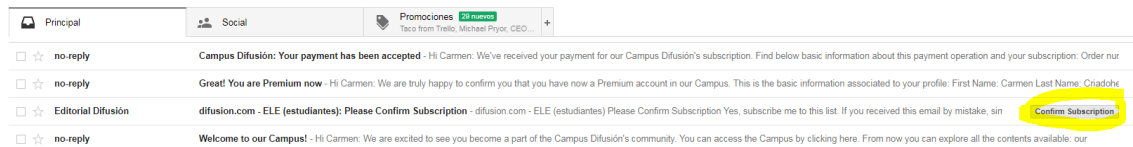
10. You can now browse the platform on your own or wait until the first day of class!

Go to <http://campus.difusion.com/> and log in with your username (your email address) and your password. You can now explore the platform on your own if you wish. Alternatively, wait for the first session of your Spanish Regular 1 course and learn how to use the platform together with your classmates and teacher.



Reminders:

- **Don't forget to check your email inbox** to see that you got the confirmation messages that welcome you to the platform, that confirm your registration as a student with a free license first and then with a premium license, and for the payment itself, as shown in the example below:



- We highly encourage you to **bring the device of your choice (laptop, tablet, smartphone) to class** every day as this will enhance your learning experience.